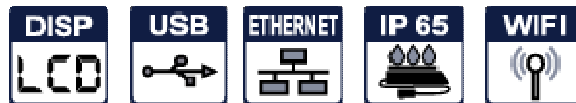


Touch Terminal

The Terminal of the **IndusLine** series meets the requirements of the protection type **IP65 front** and therefore it is well-suited for your applications in the automation industry. The operating systems **Windows 7, Windows XP, Windows Professional und Linux** can vary due to demand. One of the Extras of the IndusLine Terminals is the **integrated COM interface** with an extra supply voltage for barcode scanner. With this, a data verification is possible directly after the scanning process, which lowers effort costs. The IndusLine Terminals offer the optimal solutions in situations, where normal Panel-PCs don't correspond with the requirements. Beyond that, the terminals are one of the most economical and most userfriendly alternatives to normal Panel-PCs.




IndusLine®



Highlights

- Working noiselessly
- No moving parts
- **Elegant aluminium housing** in high and compact quality
- Multiple **optional features**
- **Field of applications:**
 - Surveillance technology
 - Industrial technique
 - Machine control
 - Biomedical engineering
 - POS systems
 - Interactive kiosk systems
 - Home automation
 - Car PC
 - Video technology
 - Information terminals

Applications



Models and functions

MODELS	10,4" Inch	15" Inch	17" Inch
Operating systems: <small>*for further operating systems see optionale features</small>	Windows XP embedded		
Dimensions HxWxD:	29,8x 23,4x 6,3	41x 31,5x 8,2	44,2x 35,4x 9,1
Mounting:	VESA 75	VESA 75/100	VESA 75 100
Weight:	3,0 kg	6,4 kg	8,5 kg
Protection type:	IP 65 Front		
Touch Screen:	5 wire resistiv		
Temperature range:	0°C - 40°C		
Resolution (RGB):	800x600	1024x768	1280x1024
Contrast:	500:1	800:1	1000:1
Viewing angle: <small>(horizontal&vertical)</small>	150°		
Color brightness:	230 cd/m ²	250 cd/m ²	350 cd/m ²
External monitor connection:	DVI-I	VGA	
External COM port:	2	4	
Mainboard:	Intel ATOM N270 CPU		
Ethernet:	10/100/1000 MBit		
Wlan:	802. 11 b/g		
USB:	2	4	
RS422/RS485:	RS422/RS485 <small>*selectable via BIOS</small>	RS422/RS485	
Input voltage:	12V/DC <small>*external power supply 220V/AC see optional features</small>	220V/AC	



Optional features

MODELS	10,4" Inch	15" Inch	17" Inch
Wlan 802. 11 b/g	✓	✓	✓
USB Security Logger		✓	✓
Modul GSM&GPS		✓	✓
SLIM CD/DVD RW		✓	✓
SLIM Bluray Reader CD/DVD RW	✓	✓	✓
Linux (on demand)	✓	✓	✓
Upgrade Windows 7 German	✓	✓	✓
Upgrade Windows 7 English	✓	✓	✓
Wide range power supply 11-28V DC	✓		
I-SOT Intelligent Switch On Touch Function	✓	✓	✓

I-SOT

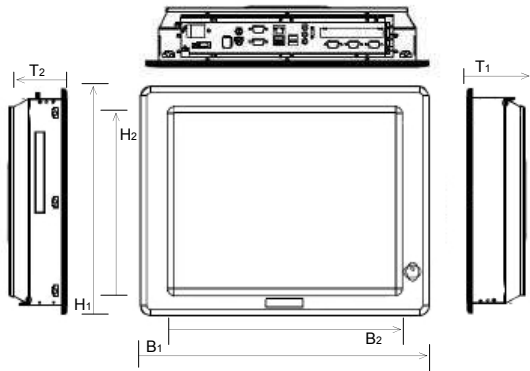
I-SOT means the Intelligent Switch On Touch function of the IndusLine Terminals. With this feature, your applications can be solved even faster and easier.

Benefits of the I-SOT function:

- Switching on the terminals via touch screen
- Works best for control cabinet installation
- Implemented for all operating systems
- Complete assembly in the device



Dimensions



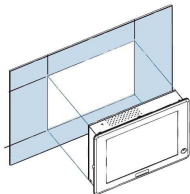
Frame dimensions

MODELS	10,4" Inch	15" Inch	17" Inch
Height (H ₁):	29,80 cm	41,00 cm	44,20 cm
Width (B ₁):	23,40 cm	31,50 cm	35,40 cm
Depth (T ₁):	6,33 cm	8,20 cm	9,10 cm

Panel Size

MODELS	10,4" Inch	15" Inch	17" Inch
Height (H ₂):	22,30 cm	28,70 cm	32,71 cm
Width (B ₂):	20,4 cm		31,52 cm
Depth (T ₂):	5,58 cm	7,15 cm	8,25 cm

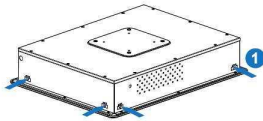
Panel mounting



Schalttafelansicht

Das Panel kann mit Klammern oder Schrauben befestigt werden.

Step 1:



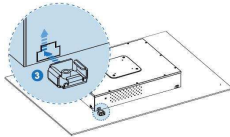
Remove the 8 pre-cut mounting dazzeles.

Step 2:



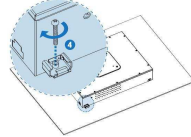
Install the supplied gasket.

Step 3:



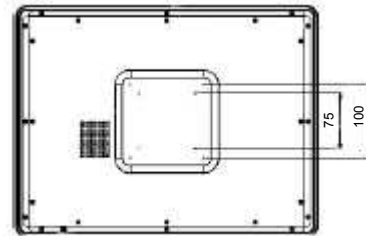
Attach the supplied bracket.

Step 4:




Attach the frame by tightening the screws as seen in the example.

VESA mounting



The devices have a VESA 75 or VESA 75/100 standard mount. Use the 4 screws with the appropriate length for your mounting bracket.

Rear view



Models

ORDER NO.	DESIGNATION	DESCRIPTION
ITT10BWE	10" Inch standard Terminal	XP embedded, 1 GB RAM, 2 GB SLC
ITT10BWX	10" Inch XP professional Terminal	XP professional OEM, 2 GB RAM, 32 GB MLC SSD
ITT15BWE	15" Inch standard Terminal	XP embedded, 1 GB RAM, 2 GB SLC
ITT15BWX	15" Inch professional Terminal	XP professional OEM, 2 GB RAM, 32 GB MLC SSD
ITT17BWE	17" Inch standard Terminal	XP embedded, 1 GB RAM, 2 GB SLC
ITT17BWX	17" Inch professional Terminal	XP professional OEM, 2 GB RAM, 32 GB MLC SSD
OPTIONAL FEATURES		
ITWL2	Wlan 802. 11 b/g	Wlan 802. 11 b/g extension
ITUSBLOG	USB Security Logger	USB security through logger function
ITGSMGPS	Module GSM & GPS	Module for edge and navigation
ITDVD1	SLIM CD/DVD RW	SLIM burner drive for CD/DVD
ITBLUER	SLIM Bluera y CD/DVD RW	SLIM Bluray burner drive for CD/DVD
ITLIN1	LINUX	Software upgrade Linux
ITW/PROFU	Windows 7	Upgrade to Windows 7 (German)
ITWPROFU_E	Windows 7	Upgrade to Windows 7 (English)
ITWRPS	Wide range power supply 11-28 V DC	Wide range power supply 11-28 V DC Input
ISOT-K	Intelligent Switch-On-Touch-Function	Switch on via Touch Screen contact

Accessories

ORDER NO.	DESIGNATION	DESCRIPTION
ITKEY86_1	IP86 keyboard	keyboard with 86 gropes/ VESA 75 bracket
ITTISCH_POS	Table stand Typ 53	
ITMOUNT4	VESA 75	VESA 75 bracket
ITMOUNT5	VESA 75/100	VESA 75/100 bracket
ITMOUNT1/2/3	Variable centerpiece	Variable centerpiece
ITTSCH	Table stand VESA 100	

The products of the Data Sensor GmbH are constantly reviewed and improved. For this reason, and caused by technological progress, we reserve the right to initiate changes and modifications without prior notice to the product.